



# **GAMING INDUSTRY STATISTICS**

**Quarterly Report**

**Q1 FY2024/25 April to June**

# QUARTERLY GAMING INDUSTRY HIGHLIGHTS

## Reporting Period: 1st Quarter FY2024/25 April to June 2024

This document provides an overview, key highlights, and statistics for Jamaica's Gaming Industry for the quarter of April 2024 to June 2024.

Information presented is categorized by sector and includes data reported by operators licensed and regulated by the Betting Gaming and Lotteries Commission.

The Betting Sector encompasses bookmaking, pari-mutual wagering, and fixed-odds betting on horseracing (both local and simulcast) as well as sports betting inclusive of online games and poker games.

The Lottery Sector includes sales of lottery games classified as declared lottery, daily numbers game, or instant lottery.

The Gaming Sector covers gaming machines such as slots and locally-made gaming machines and technical service providers.

**Data presented is correct at the time of publication. However, it may be adjusted without notice.**

## **FY 2024 - 2025 | First Quarter INDUSTRY PERFORMANCE – SALES**

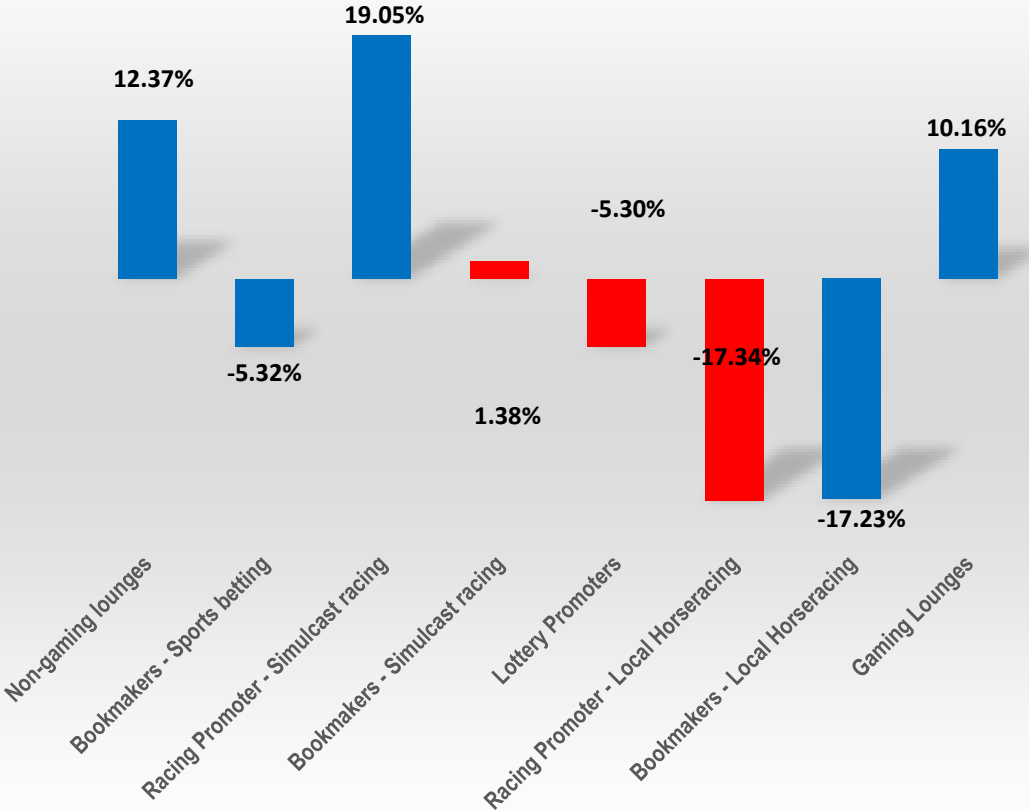
The total sales for the industry in the first quarter of April 2024 to June 2024 amounted to J\$60.969 billion. This represents an increase of 2.39% when compared to the same quarter of the previous year. (April 2023 to June 2023), which generated sales of \$59.546 billion.

The gaming and lottery sectors experienced an increase of 3.68% and 1.29% in sales respectively, while the betting sector recorded a decrease of -2.23%. Bookmakers' sales in the sports betting segment declined by -0.06%, and simulcast horseracing sales increased by 75.98%. Local horseracing recorded a decrease of -15.88%. In contrast, the racing promoter experienced an increase of 1.08% for simulcast racing and a decrease of -10.25% in local racing sales.

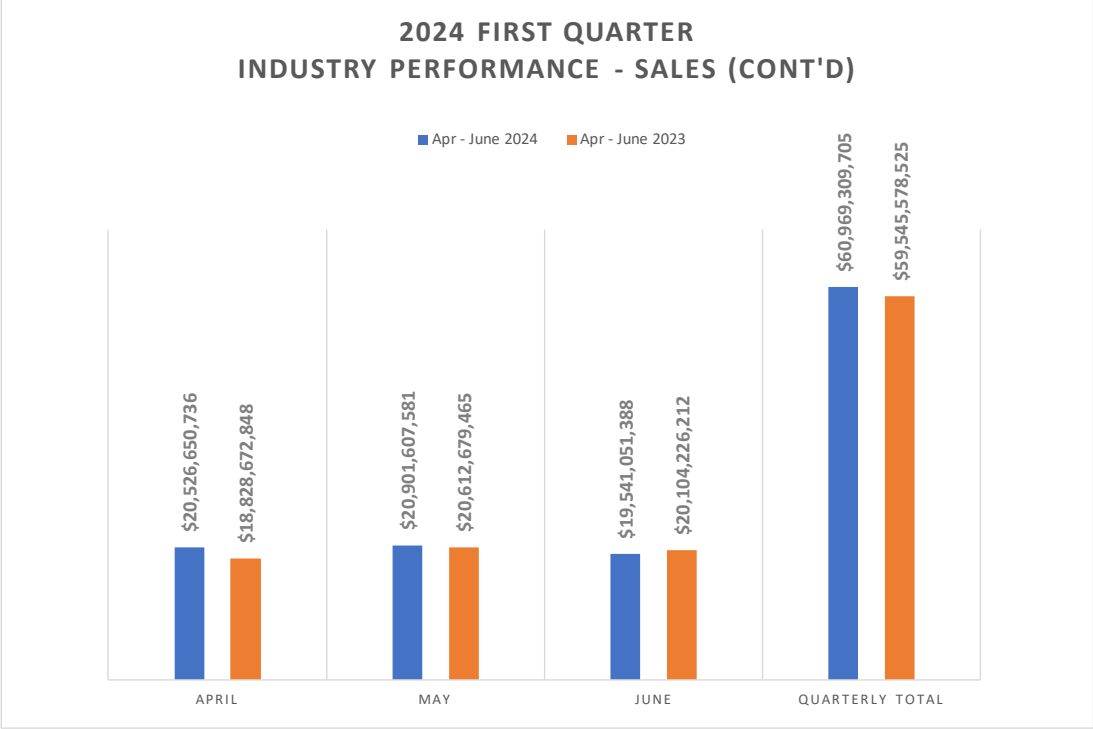
In the non-gaming sector, Supreme Route, operating seven (7) locations with a total of sixty-three (63) gaming machines, generated 66.50% of the total sales and contributed 44.84% of the revenue.

Gaming lounges in St. Andrew and St. James accounted for 67.10% and 28.23% of total sales, respectively, in the first quarter. Overall sales increased by 3.70% compared to the previous quarter (Q4).

# Change in Sales - Q1 2024/25 over Q1 2023/24

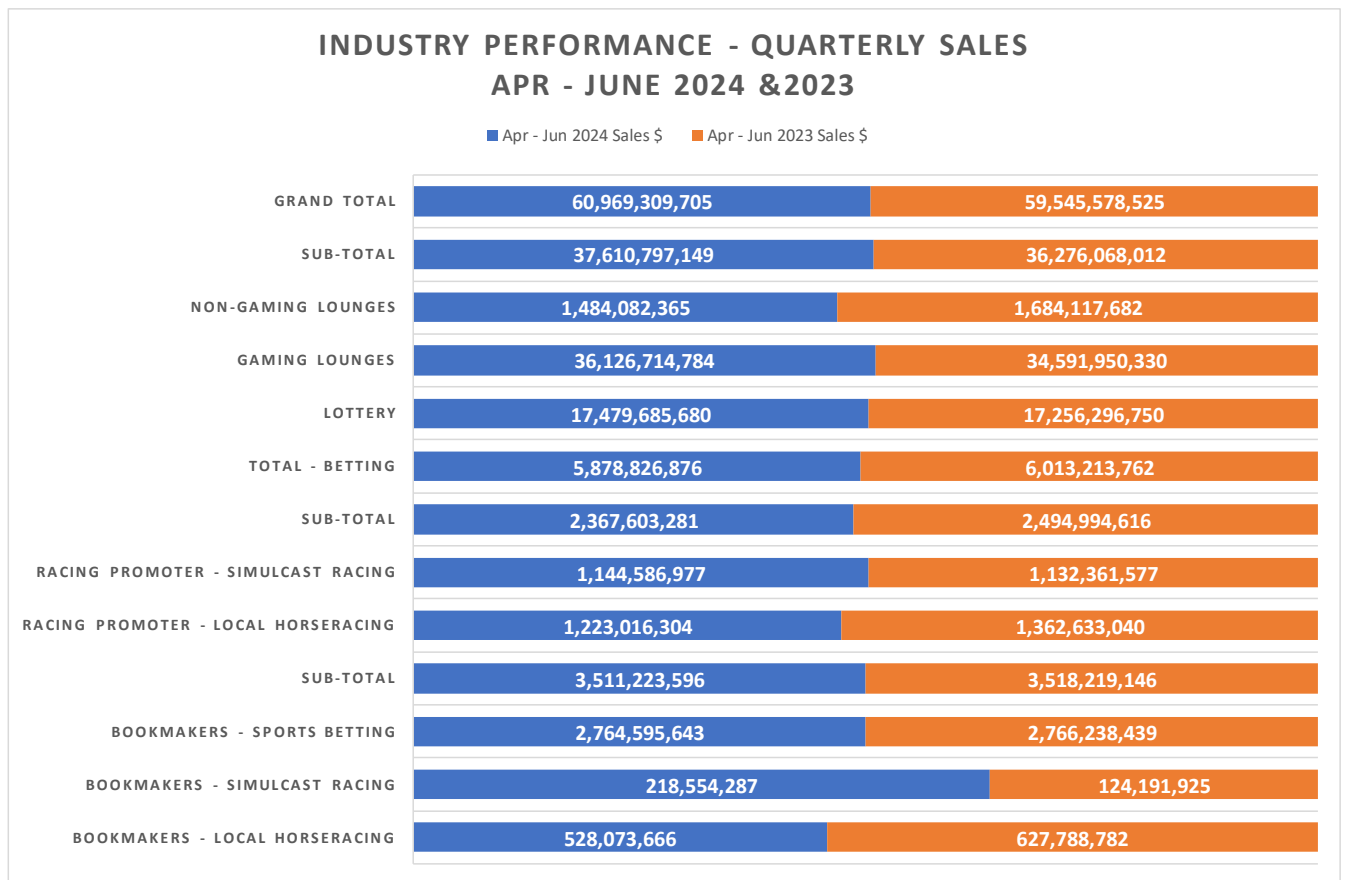


# FY 2024/25 | First Quarter INDUSTRY PERFORMANCE – SALES (CONT'D)



## FY 2024/25 | First Quarter INDUSTRY PERFORMANCE – SALES (CONT'D)

	2024				-	2023		
	SALES	PAYOUT	GROSS PROFIT			SALES	PAYOUT	GROSS PROFIT
APR	20,526,650,736	18,009,274,602	2,517,376,134		18,828,672,848	16,415,700,371	2,412,972,477	
MAY	20,901,607,581	18,054,967,511	2,846,640,070		20,612,679,465	18,187,773,956	2,424,905,509	
JUN	19,541,051,388	16,916,344,197	2,624,707,192		20,104,226,212	17,374,547,946	2,729,678,266	
<b>Q1 2024</b>	<b>60,969,309,705</b>	<b>52,980,586,310</b>	<b>7,988,723,396</b>		<b>59,545,578,525</b>	<b>51,978,022,272</b>	<b>7,567,556,253</b>	



**Government loss 11.8% in YTD when compared to 2023/2024 revenue from gaming industry**

SECTOR	Q1 2024/2025	Q1 2023/2024	CHANGE OVER Q1 2023/2024
<b>BETTING</b>			
Bookmakers	64,957,498	85,755,102	-24.25%
Racing Promoter	49,249,018	77,808,588	-36.70%
<b>Total Betting</b>	<b>114,206,515</b>	<b>163,563,690</b>	<b>-30.18%</b>
<b>LOTTERY</b>	2,322,727,355	2,459,449,155	-5.56%
<b>GAMING</b>	163,672,318	322,291,616	-49.22%
<b>PRIZE COMPETITION/BINGO</b>	0	3,875,000	-100.00%
<b>TOTAL INDUSTRY GOVERNMENT REVENUE</b>	<b>2,600,606,188</b>	<b>2,949,179,461</b>	<b>-11.8%</b>

Total Government Revenue from betting, lottery and gaming reached \$2.601 billion, showing a decline of 11.8% compared to the same quarter of 2023/2024.

Betting Sector

The bookmakers' and Racing Promoter revenue decreased by 24.25% and 36.70% respectively, in Q1 of 2024/2025 when compared to the same period in 2023/2024. Bookmakers contributed 57% of the total betting revenue, while the Racing Promoter accounted for 43%.

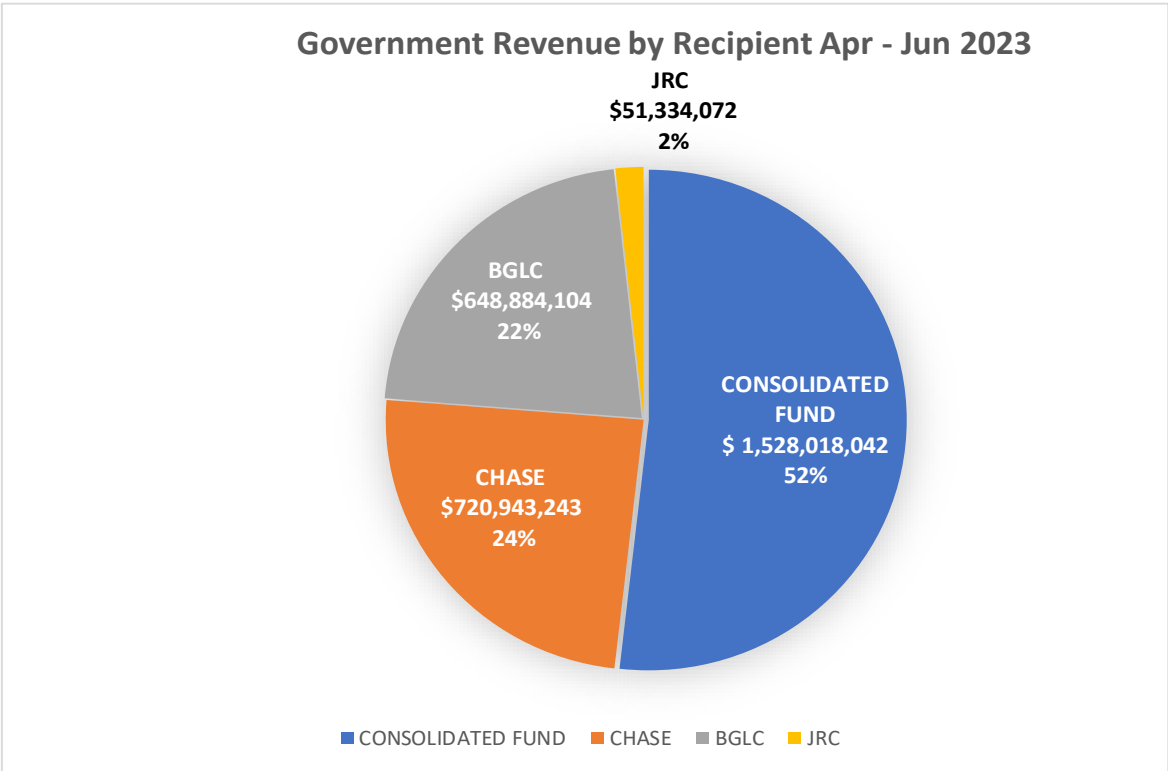
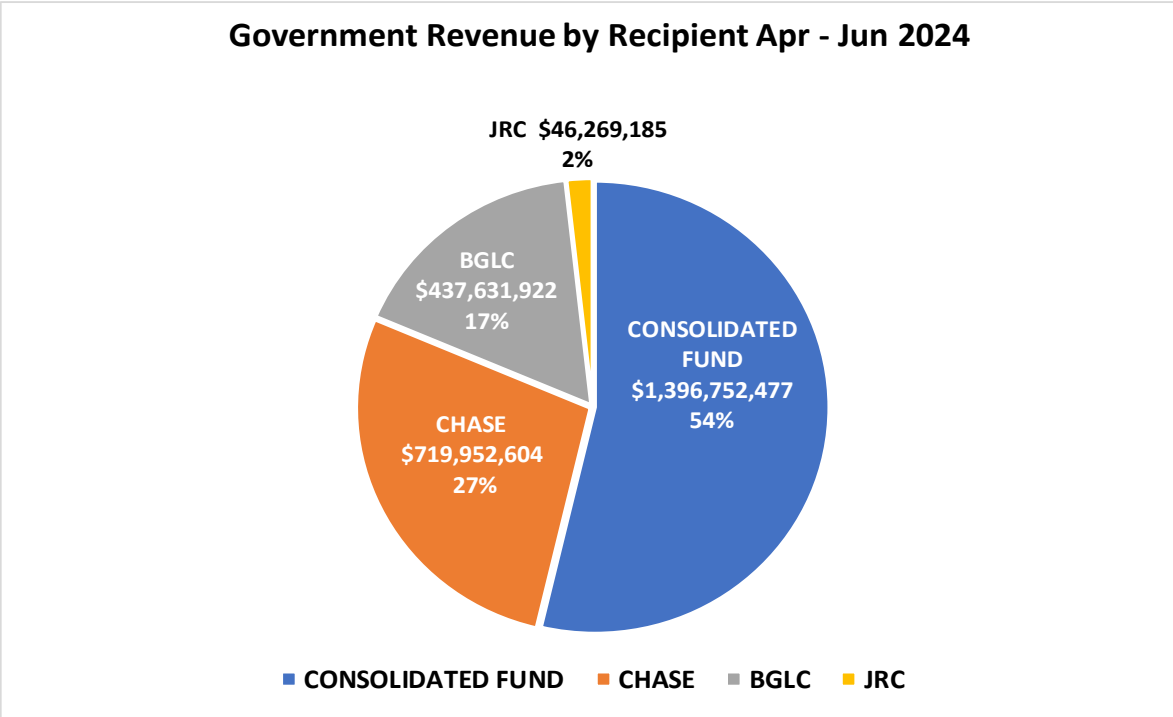
Gaming Sector

The gaming sector recorded a decrease of 49.22% in government revenue in Q1 of 2024/2025 (April to June) compared to Q4 of 2023/2024 (October to December). Revenue from Gaming lounges increased by 4.40%, while non-gaming lounges saw decrease of 11.9%.

Lottery Sector

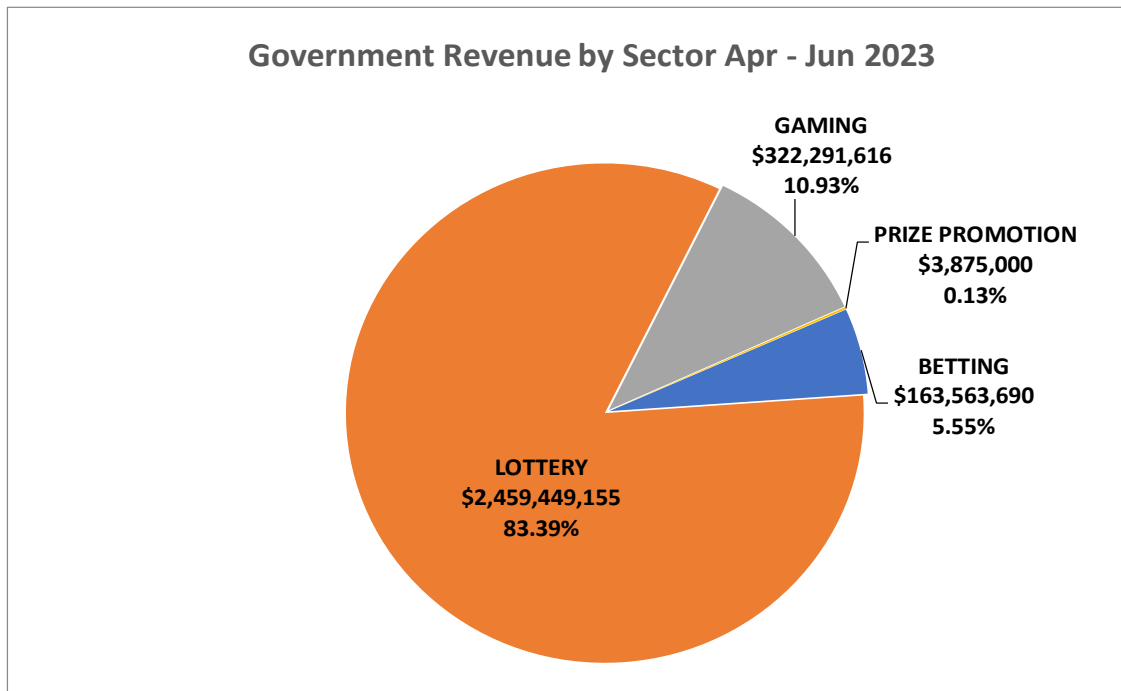
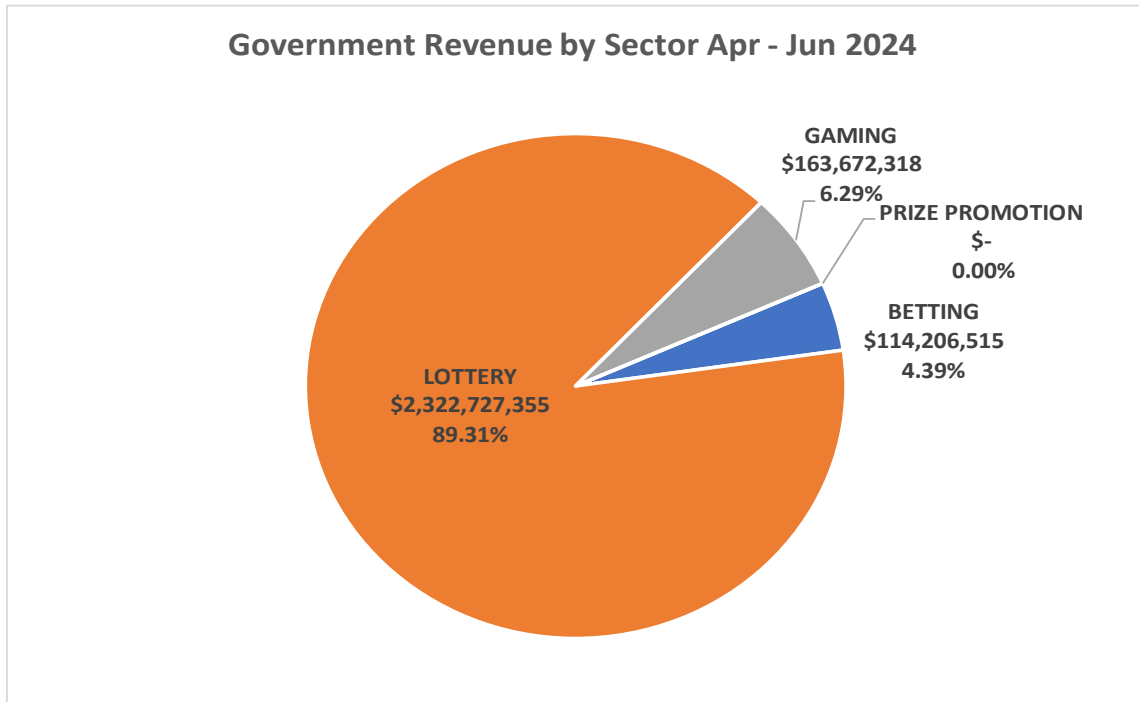
The lottery Sector contributed 89.31% of total Government revenue. The sector decreased by 5.56% in the first quarter of 2024/2025 compared to Q4 of 2023/2024.

# INDUSTRY PERFORMANCE - GOVERNMENT REVENUE (CONT'D)





## INDUSTRY PERFORMANCE - GOVERNMENT REVENUE (CONT'D)



## INDUSTRY PERFORMANCE - GOVERNMENT REVENUE (CONT'D)

APRIL - JUNE 2024	CONSOLIDATED FUND			BGLC	JRC	TOTAL April to June 2024
	TAJ	CHASE	TOTAL			
<b>BETTING SECTOR</b>						
<b><u>Bookmakers Levy</u></b>						
Local Horseracing	1,845,429	-	1,845,429	3,029,333	15,146,666	20,021,429
Simulcast racing	820,303	-	820,303	1,367,171	6,835,856	9,023,329
Sports betting	27,932,131	3,990,304	31,922,435	3,990,304	-	35,912,739
Unclaimed Winnings	-	-	-	-	-	-
Bookmakers' License Fees	-	-	-	-	-	-
<b>SUB-TOTAL</b>	<b>30,597,863</b>	<b>3,990,304</b>	<b>34,588,167</b>	<b>8,386,809</b>	<b>21,982,522</b>	<b>64,957,498</b>
<b><u>Racing Promoter Pool Betting Duty</u></b>						
Racing Promoter's License Fees	-	-	-	-	-	-
Local Horseracing	3,417,832	-	3,417,832	1,708,916	7,690,121	12,816,869
Simulcast racing	7,376,241	-	7,376,241	3,688,120	16,596,542	27,660,903
Unclaimed Winnings	-	-	-	8,771,245	-	8,771,245
<b>SUB-TOTAL</b>	<b>10,794,073</b>	<b>-</b>	<b>10,794,073</b>	<b>14,168,282</b>	<b>24,286,663</b>	<b>49,249,018</b>
<b>TOTAL BETTING</b>	<b>41,391,935</b>	<b>3,990,304</b>	<b>45,382,239</b>	<b>22,555,090</b>	<b>46,269,185</b>	<b>114,206,515</b>
<b>LOTTERY SECTOR</b>						
Lottery Tax	1,057,136,823	631,915,230	1,689,052,054	311,807,875	-	2,000,859,929
Lottery Winnings Levy	191,836,712	-	191,836,712	-	-	191,836,712
Unclaimed Winnings	-	67,679,837	67,679,837	62,350,877	-	130,030,714
Lottery Licence Fees	-	-	-	-	-	-
<b>TOTAL LOTTERY</b>	<b>1,248,973,535</b>	<b>699,595,067</b>	<b>1,948,568,603</b>	<b>374,158,752</b>	<b>-</b>	<b>2,322,727,355</b>
<b>GAMING SECTOR</b>						
Gaming Lounges	101,423,711	15,603,648	117,027,358	39,009,119	-	156,036,478
Non-gaming lounges	4,963,296	763,584	5,726,880	1,908,960	-	7,635,840
Licence fees	-	0	-	-	-	-
Technical Service Provider	-	-	-	-	-	-
<b>TOTAL GAMING</b>	<b>106,387,007</b>	<b>16,367,232</b>	<b>122,754,239</b>	<b>40,918,080</b>	<b>-</b>	<b>163,672,318</b>
Prize Competition	-	-	-	-	-	-
Charitable Bingo Licence Fees	0	-	-	-	-	-
<b>INDUSTRY TOTAL</b>	<b>1,396,752,477</b>	<b>719,952,604</b>	<b>2,116,705,081</b>	<b>437,631,922</b>	<b>46,269,185</b>	<b>2,600,606,188</b>

## INDUSTRY PERFORMANCE - GOVERNMENT REVENUE (CONT'D)

APR - JUN 2023	CONSOLIDATED FUND			BGLC	JRC	TOTAL April to June 2023
	TAJ	CHASE	TOTAL			
<b>BETTING SECTOR</b>						
<b><u>Bookmakers Levy</u></b>						
Local Horseracing	2,467,129	-	2,467,129	4,100,282	20,501,409	27,068,820
Simulcast racing	679,456	-	679,456	1,132,426	5,662,131	7,474,012
Sports betting	32,521,219	4,645,888	37,167,108	4,645,888	-	41,812,996
Unclaimed Winnings	-	-	-	4,704,274	-	4,704,274
Bookmakers' License Fees	-	-	-	4,695,000	-	4,695,000
<b>SUB-TOTAL</b>	<b>35,667,804</b>	<b>4,645,888</b>	<b>40,313,692</b>	<b>19,277,870</b>	<b>26,163,539</b>	<b>85,755,102</b>
<b><u>Racing Promoter Pool Betting Duty</u></b>						
Racing Promoter's License Fees	-	-	-	5,443,000	-	5,443,000
Local Horseracing	3,763,802	-	3,763,802	1,881,901	8,468,555	14,114,259
Simulcast racing	7,423,101	-	7,423,101	3,711,551	16,701,978	27,836,629
Unclaimed Winnings	-	-	-	30,414,700	-	30,414,700
<b>SUB-TOTAL</b>	<b>11,186,903</b>	<b>-</b>	<b>11,186,903</b>	<b>41,451,152</b>	<b>25,170,533</b>	<b>77,808,588</b>
<b>TOTAL BETTING</b>	<b>46,854,707</b>	<b>4,645,888</b>	<b>51,500,596</b>	<b>60,729,022</b>	<b>51,334,072</b>	<b>163,563,690</b>
<b>LOTTERY SECTOR</b>						
Lottery Tax	1,074,055,357	630,044,424	1,704,099,782	310,639,735	-	2,014,739,517
Lottery Winnings Levy	253,845,126	-	253,845,126	-	-	253,845,126
Unclaimed Winnings	-	71,137,568	71,137,568	71,137,568	-	142,275,137
Lottery Licence Fees	3,760,000	-	3,760,000	44,829,375	-	48,589,375
<b>TOTAL LOTTERY</b>	<b>1,331,660,484</b>	<b>701,181,993</b>	<b>2,032,842,477</b>	<b>426,606,678</b>	<b>-</b>	<b>2,459,449,155</b>
<b>GAMING SECTOR</b>						
Gaming Lounges	92,868,729	14,287,497	107,156,226	35,718,742	-	142,874,968
Non-gaming lounges	5,381,121	827,865	6,208,986	2,069,662	-	8,278,648
Licence fees	51,253,000	0	51,253,000	110,485,000	-	161,738,000
Technical Service Provider	-	-	-	9,400,000	-	9,400,000
<b>TOTAL GAMING</b>	<b>149,502,851</b>	<b>15,115,362</b>	<b>164,618,212</b>	<b>157,673,404</b>	<b>-</b>	<b>322,291,616</b>
Prize Competition	-	-	-	40,000	-	40,000
Charitable Bingo Licence Fees	0	-	-	3,835,000	-	3,835,000
<b>INDUSTRY TOTAL</b>	<b>1,528,018,042</b>	<b>720,943,243</b>	<b>2,248,961,284</b>	<b>648,884,104</b>	<b>51,334,072</b>	<b>2,949,179,461</b>