



# **GAMING INDUSTRY STATISTICS - QUARTERLY HIGHLIGHTS**

**JANUARY TO MARCH 2021**

---

# QUARTERLY GAMING INDUSTRY STATISTICS HIGHLIGHTS

## Reporting Period: January to March 2021

This document provides an overview, key highlights and statistics for Jamaica's gaming industry for the quarter of January - March 2021.

Information presented is by sector, which includes data reported by operators licensed and regulated by the Betting Gaming and Lotteries Commission.

Betting includes bookmaking and pari-mutual wagering on horseracing (local and simulcast) and sports betting inclusive, of online casino and poker games.

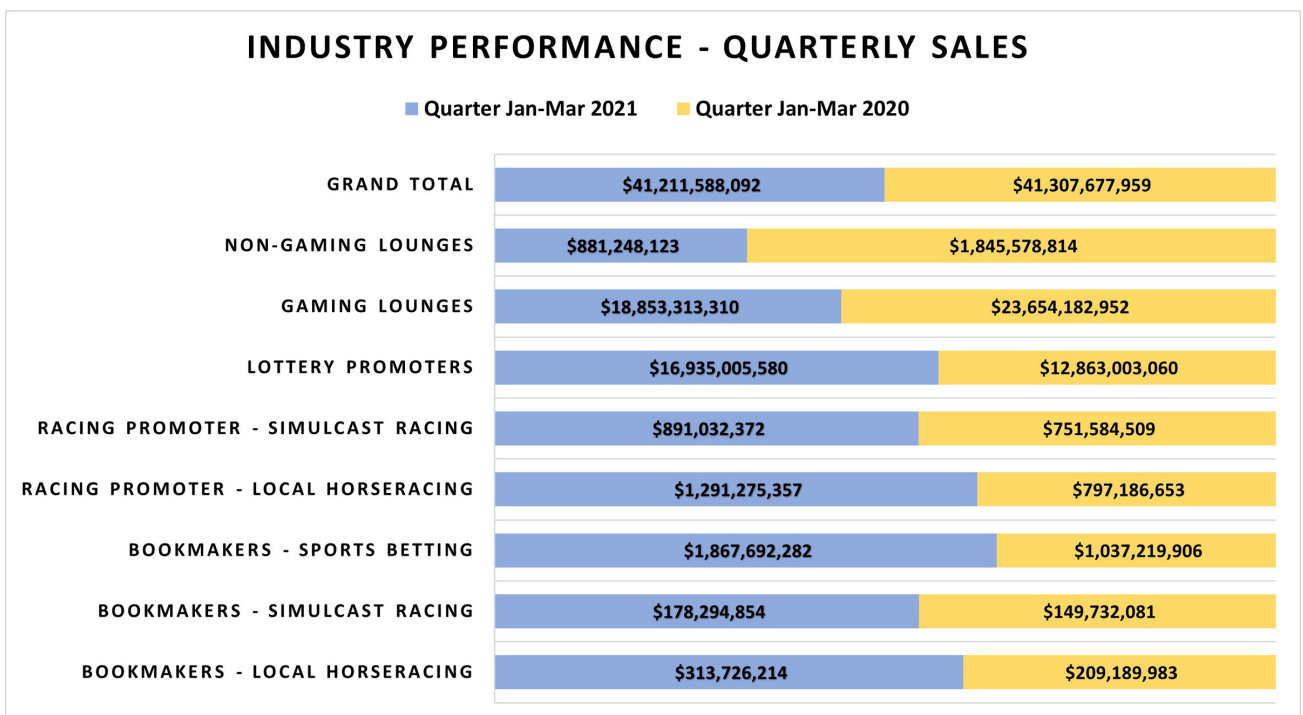
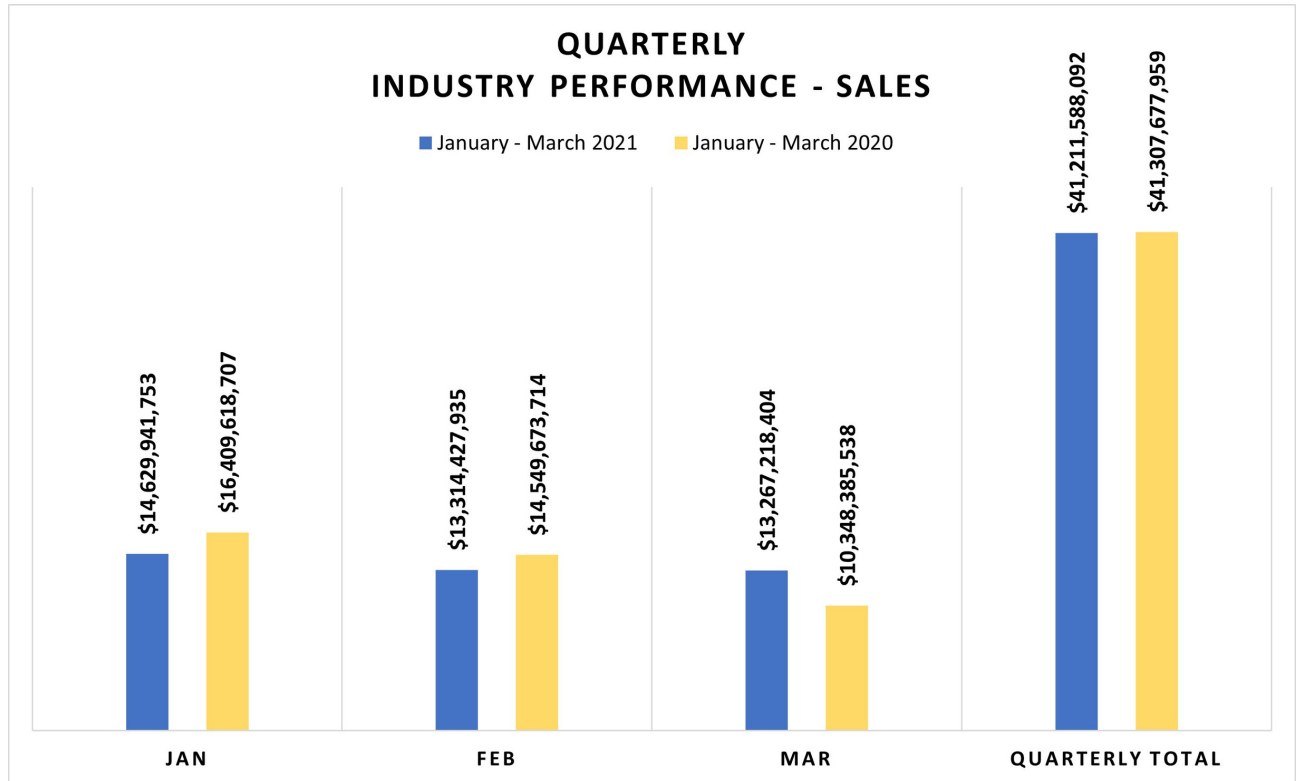
Lottery comprises sales of lottery games classified as declared lottery, daily numbers game or instant lottery

Gaming includes gaming machines (slots and locally-made gaming machines) and technical service providers.


# INDUSTRY PERFORMANCE - SALES

Total industry sales amounted to J\$41.3 billion in the quarter January 2021 to March 2021. This represents a 0.2% decrease compared to the January – March 2020 quarter.

Sales increased in all segments except for gaming which reduced by 23% overall - gaming lounges sales decreased by 20% and non-gaming lounges sales decreased by 52%.



# INDUSTRY PERFORMANCE - SALES (CONT'D)



## 2021

	JAN	FEB	MARCH	TOTAL
SALES	14,629,941,753	13,314,427,935	13,267,218,404	41,211,588,092
PAYOUT	12,450,244,637	11,352,058,286	11,264,471,094	35,066,774,016
DECLARED GROSS PROFIT	2,179,697,116	1,962,369,649	2,002,747,311	6,144,814,076

## 2020

	JAN	FEB	MARCH	TOTAL
SALES	16,409,618,707	14,549,673,714	10,348,385,538	41,307,677,959
PAYOUT	13,982,514,015	12,368,361,343	8,703,866,470	35,054,741,827
DECLARED GROSS PROFIT	2,427,104,692	2,181,312,371	1,644,519,069	6,252,936,132

# INDUSTRY PERFORMANCE - SALES (CONT'D)

2021

January - March 2021	Sales \$	Payout/Prize Liability \$	Declared Gross Profit \$
<b>Bookmakers</b>			
Local Horseracing	313,726,214	204,419,678	109,306,537
Simulcast racing	178,294,854	133,698,293	44,596,561
Sports betting	1,867,692,282	1,562,465,714	305,226,568
<b>Sub-total</b>	<b>2,359,713,351</b>	<b>1,900,583,685</b>	<b>459,129,666</b>
<b>Racing Promoter</b>			
Local Horseracing	1,291,275,357	1,073,459,600	217,815,758
Simulcast racing	891,032,372	558,005,848	333,026,523
<b>Sub-total</b>	<b>2,182,307,729</b>	<b>1,631,465,448</b>	<b>550,842,281</b>
<b>TOTAL - BETTING</b>	<b>4,542,021,080</b>	<b>3,532,049,133</b>	<b>1,009,971,947</b>
<b>LOTTERY</b>	<b>16,935,005,580</b>	<b>12,605,645,923</b>	<b>4,329,359,657</b>
<b>GAMING</b>			
Gaming Lounges	18,853,313,310	18,094,042,298	759,271,012
Non-gaming lounges	881,248,123	835,036,663	46,211,460
<b>Sub-total</b>	<b>19,734,561,433</b>	<b>18,929,078,961</b>	<b>805,482,472</b>
<b>GRAND TOTAL</b>	<b>41,211,588,092</b>	<b>35,066,774,016</b>	<b>6,144,814,076</b>

2020

January - March 2020	Sales \$	Payout/Prize Liability \$	Declared Gross Profit \$
<b>Bookmakers</b>			
Local Horseracing	209,189,983	131,333,201	77,856,783
Simulcast racing	149,732,081	103,505,647	46,226,435
Sports betting	1,037,219,906	834,481,567	202,738,339
<b>Sub-total</b>	<b>1,396,141,971</b>	<b>1,069,320,414</b>	<b>326,821,557</b>
<b>Racing Promoter</b>			
Local Horseracing	797,186,653	674,597,532	122,589,122
Simulcast racing	751,584,509	471,487,940	280,096,570
<b>Sub-total</b>	<b>1,548,771,162</b>	<b>1,146,085,471</b>	<b>402,685,691</b>
<b>TOTAL - BETTING</b>	<b>2,944,913,133</b>	<b>2,215,405,885</b>	<b>729,507,248</b>
<b>LOTTERY</b>	<b>12,863,003,060</b>	<b>8,399,327,499</b>	<b>4,463,675,561</b>
<b>GAMING</b>			
Gaming Lounges	23,654,182,952	22,669,059,612	985,123,340
Non-gaming lounges	1,845,578,814	1,770,948,831	74,629,983
<b>Sub-total</b>	<b>25,499,761,766</b>	<b>24,440,008,443</b>	<b>1,059,753,323</b>
<b>GRAND TOTAL</b>	<b>41,307,677,959</b>	<b>35,054,741,827</b>	<b>6,252,936,132</b>

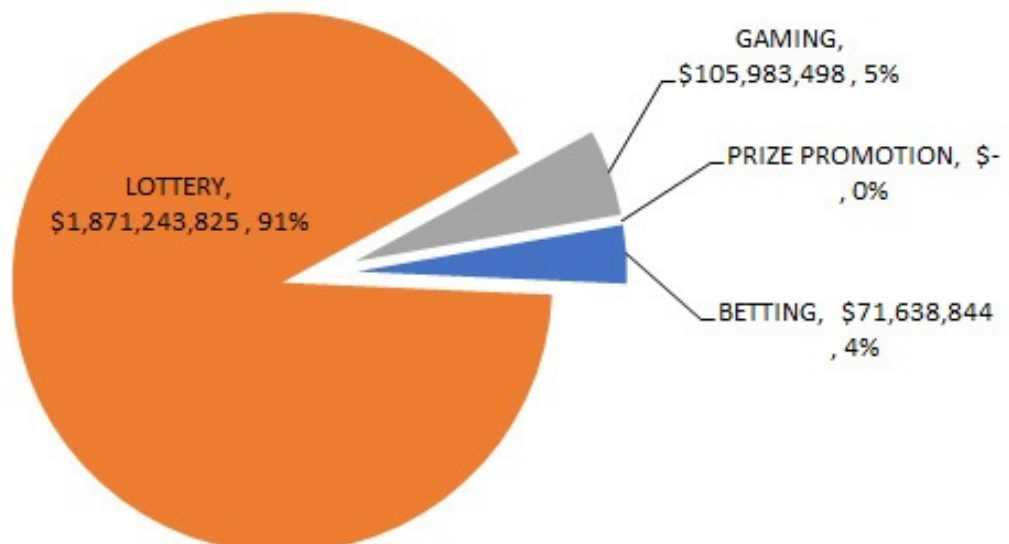
# INDUSTRY PERFORMANCE - GOVERNMENT REVENUE

Total Government Revenue for the industry was \$2.3 billion, an 11% increase over the comparative quarter 2020. The Lottery Sector generated the highest industry sales and is the largest contributor to Government revenue which represents 91%. There was no change in the comparative quarter.

Government Revenue by Sector Jan-Mar 2021



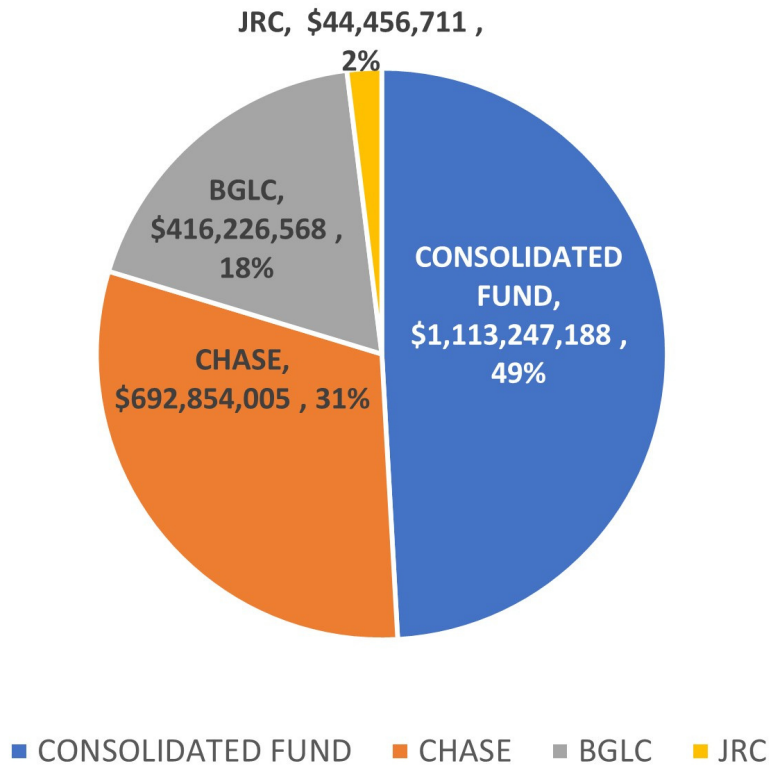
Government Revenue by Sector Jan-Mar 2020



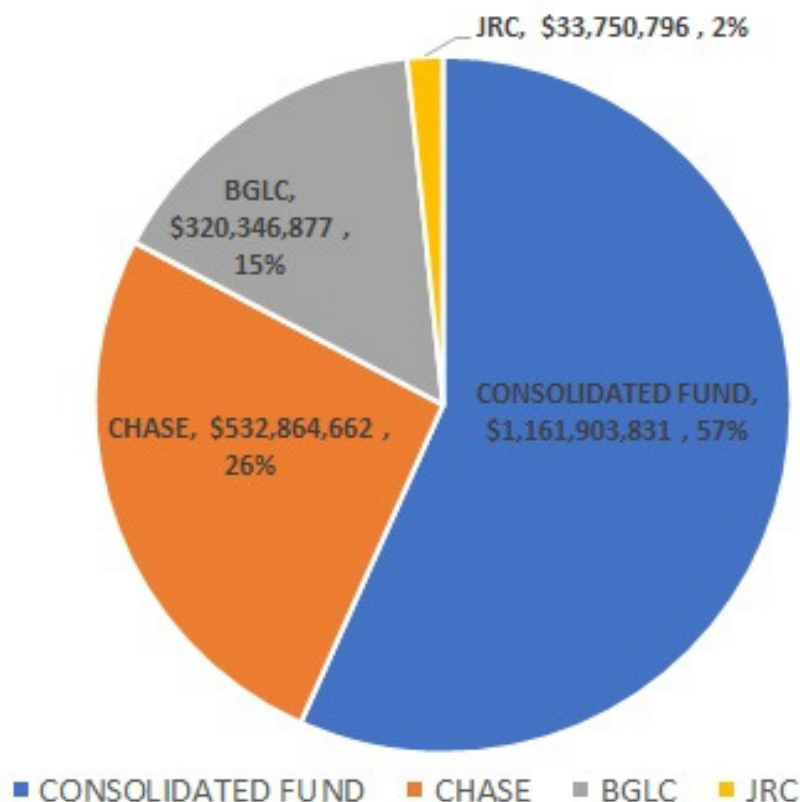


# INDUSTRY PERFORMANCE - GOVERNMENT REVENUE (CONT'D)

Government Revenue by Recipient Jan-Mar 2021



Government Revenue by Recipient - Jan-Mar 2020



# INDUSTRY PERFORMANCE - GOVERNMENT REVENUE (CONT'D)

2021

2021	CONSOLIDATED FUND			BGLC	JRC	TOTAL January to March 2021
	TAJ	CHASE	TOTAL			
BETTING SECTOR						
Bookmakers Levy						
Local Horseracing	1,667,775	-	1,667,775	2,769,358	13,846,788	18,283,920
Simulcast racing	698,643	-	698,643	1,164,404	5,822,021	7,685,068
Sports betting	21,356,326	3,050,904	24,407,230	3,050,904	-	27,458,134
Unclaimed Winnings	-	-	-	-	-	-
Bookmakers' License Fees	-	-	-	66,000	-	66,000
SUB-TOTAL	23,722,743	3,050,904	26,773,647	7,050,666	19,668,809	53,493,121
Racing Promoter Pool Betting Duty						
Racing Promoter's License Fees	-	-	-	-	-	-
Local Horseracing	4,356,315	-	4,356,315	2,178,158	9,801,709	16,336,182
Simulcast racing	6,660,530	-	6,660,530	3,330,265	14,986,194	24,976,989
Unclaimed Winnings	-	-	-	10,000,000	-	10,000,000
SUB-TOTAL	11,016,846	-	11,016,846	15,508,423	24,787,903	51,313,171
TOTAL BETTING	34,739,589	3,050,904	37,790,493	22,559,088	44,456,711	104,806,292
LOTTERY SECTOR						
Lottery Tax	879,368,488	627,223,010	1,506,591,498	309,315,099	-	1,815,906,597
Lottery Winnings Levy	141,361,246	-	141,361,246	-	-	141,361,246
Unclaimed Winnings	-	54,511,886	54,511,886	54,511,886	-	109,023,772
Lottery Licence Fees	-	-	-	19,980	-	19,980
TOTAL LOTTERY	1,020,729,734	681,734,895	1,702,464,630	363,846,965	-	2,066,311,595
GAMING SECTOR						
Gaming Lounges	49,387,366	7,598,056	56,985,422	18,995,141	-	75,980,562
Non-gaming lounges	3,045,400	470,150	3,515,549	1,175,374	-	4,690,924
Licence fees	5,345,100	0	5,345,100	7,330,000	-	12,675,100
Technical Service Provider	-	-	-	-	-	-
TOTAL GAMING	57,777,865	8,068,206	65,846,071	27,500,515	-	93,346,586
Prize Competition	-	-	-	2,300,000	-	2,300,000
Charitable Bingo Licence Fees	0	-	-	20,000	-	20,000
INDUSTRY TOTAL	1,113,247,188	692,854,005	1,806,101,193	416,226,568	44,456,711	2,266,784,473

2020

2020	CONSOLIDATED FUND			BGLC	JRC	TOTAL January to March 2020
	TAJ	CHASE	TOTAL			
BETTING SECTOR						
Bookmakers Levy						
Local Horseracing	1,181,212	-	1,181,212	1,960,420	9,802,102	12,943,735
Simulcast racing	697,068	-	697,068	1,161,779	5,808,897	7,667,744
Sports betting	14,170,739	2,024,391	16,195,130	2,024,391	-	18,219,521
Unclaimed Winnings	-	-	0	2,574,849	-	2,574,849
Bookmakers' License Fees	-	-	0	0	-	0
SUB-TOTAL	16,049,019	2,024,391	18,073,410	7,721,440	15,610,999	41,405,849
Racing Promoter Pool Betting Duty						
Racing Promoter's License Fees	-	-	0	0	0	0
Local Horseracing	2,460,201	-	2,460,201	1,230,100	5,535,452	9,225,753
Simulcast racing	5,601,931	-	5,601,931	2,800,966	12,604,346	21,007,243
Unclaimed Winnings				0		0
SUB-TOTAL	8,062,132	-	8,062,132	4,031,066	18,139,797	30,232,995
TOTAL BETTING	24,111,151	2,024,391	26,135,542	11,752,506	33,750,796	71,638,844
LOTTERY SECTOR						
Lottery Tax	952,928,583	469,850,928	1,422,779,511	231,707,504	-	1,654,487,015
Lottery Winnings Levy	115,974,824	-	115,974,824	-	-	115,974,824
Unclaimed Winnings	-	50,390,993	50,390,993	50,390,993	-	100,781,986
Lottery Licence Fees	-	-	-	0	-	0
TOTAL LOTTERY	1,068,903,407	520,241,921	1,589,145,328	282,098,497	-	1,871,243,825
GAMING SECTOR						
Gaming Lounges	64,033,017	9,851,233	73,884,251	24,628,084	-	98,512,334
Non-gaming lounges	4,856,257	747,116	5,603,373	1,867,791	-	7,471,164
Licence fees		0	0	0	-	0
Technical Service Provider	0	0	0	0	-	0
TOTAL GAMING	68,889,274	10,598,350	79,487,623	26,495,874	0	105,983,498
Prize Competition	-	-	-	0	-	0
Charitable Bingo Licence Fees	0	0	0	0	0	0
INDUSTRY TOTAL	1,161,903,831	532,864,662	1,694,768,493	320,346,877	33,750,796	2,048,866,167





Betting, Gaming & Lotteries Commission  
78CEF Hagley Park Road, Kingston 10  
Tel: (876) 630 1353 | WhatsApp: (876) 224 2452 |  
Email: [info@bglc.gov.jm](mailto:info@bglc.gov.jm) | Web: [www.bglc.gov.jm](http://www.bglc.gov.jm)

